



18 GHz SMA N/O S.P.3 T. SWITCH

OPTIONS : INDICATOR / TTL DRIVE / SUPP.DIODES

R F CHARACTERISTICS

NUMBER OF WAYS : 3
FREQUENCY RANGE : 0 - 18 GHz
IMPEDANCE : 50 Ohms

| | | | | |
|-----------------|---------|---------|---------|----------|
| FREQUENCY (GHz) | 0 - 3 | 3 - 8 | 8 -12.4 | 12.4- 18 |
| V.S.W.R <= | 1.20 | 1.30 | 1.40 | 1.50 |
| INSERT. LOSS <= | 0.20 dB | 0.30 dB | 0.40 dB | 0.50 dB |
| ISOLATION >= | 80 dB | 70 dB | 60 dB | 60 dB |
| AVER. POWER (*) | 240 W | 150 W | 120 W | 100 W |

ELECTRICAL CHARACTERISTICS

ACTUATOR : NORMALLY OPEN
NOMINAL CURRENT AT 25° C (+10%) : 250 mA
ACTUATOR VOLTAGE (Vcc) : 12V (10.2 to 13V) / NEGATIVE COMMON
TERMINALS : 25 pins D-SUB male connector
INDICATOR RATING : 1 W / 30 V / 100 mA
TTL INPUTS (E) - High level : 2.2 to 5.5V / 800µA at 5V
- Low level : 0 to 0.8V / 20µA at 0.8V

MECHANICAL CHARACTERISTICS

CONNECTORS : SMA female per MIL C 39012
LIFE : 5.000.000 cycles per position
SWITCHING TIME (nominal voltage;25° C) : < 15 ms
CONSTRUCTION : splashproof
WEIGHT : < 220 g

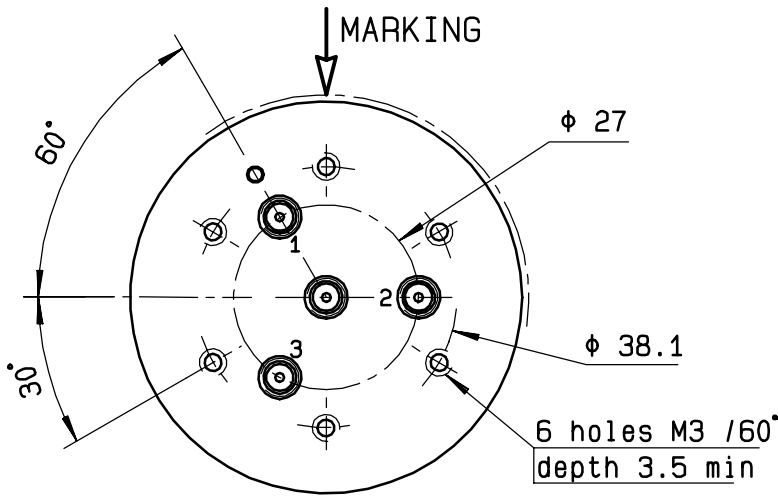
ENVIRONMENTAL CHARACTERISTICS

OPERATING TEMPERATURE RANGE (°C) : -40 , +85
STORAGE TEMPERATURE RANGE (°C) : -55 , +85

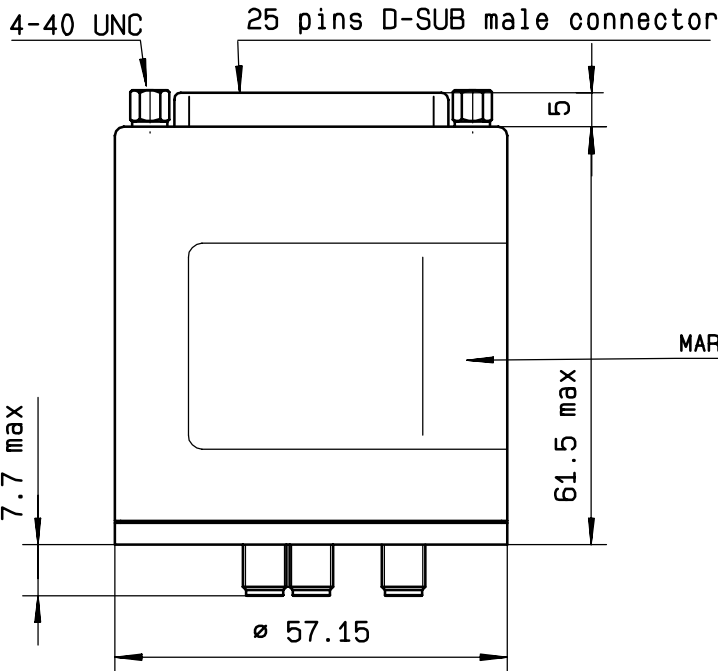
(* : average power at 25° C per RF path)

This information is given as an indication. In the continual goal to improve our products, we reserve the right to make any modifications judged necessary

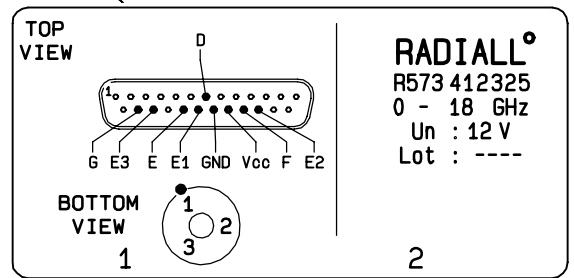
4112-9212



| TTL input | RF continuity | Ind. |
|-----------|---------------|------|
| E1 = 1 | IN ↔ 1 | D.E |
| E2 = 1 | IN ↔ 2 | D.F |
| E3 = 1 | IN ↔ 3 | D.G |

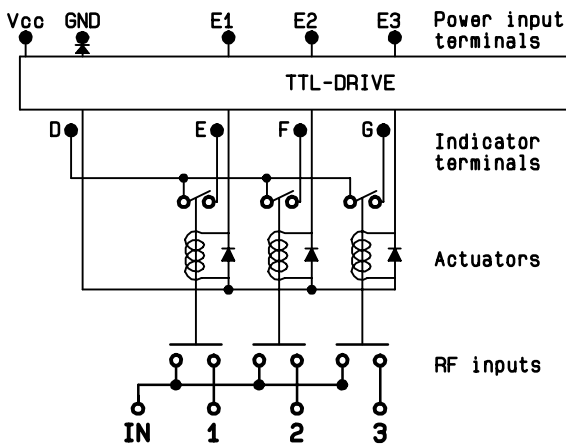


MARKING TOP VIEW (TERMINALS)



RADIAL[®]
R573 412325
0 - 18 GHz
Un : 12 V
Lot : ----

SCHEMATIC DIAGRAM



4113-9212 This information is given as an indication. In the continual goal to improve our products, we reserve the right to make any modifications judged necessary